



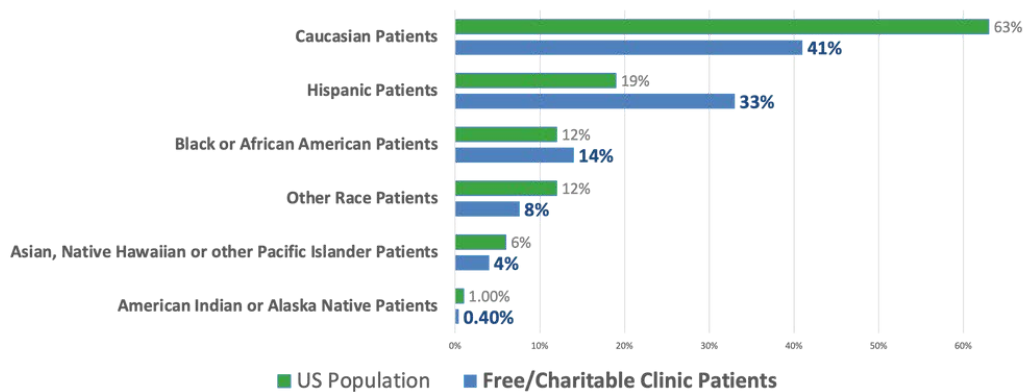
PATIENTS OF FREE & CHARITABLE CLINICS & PHARMACIES

2023

1,400 Free and Charitable Clinics and Pharmacies provide access to affordable healthcare for uninsured and underinsured people in communities throughout the United States.

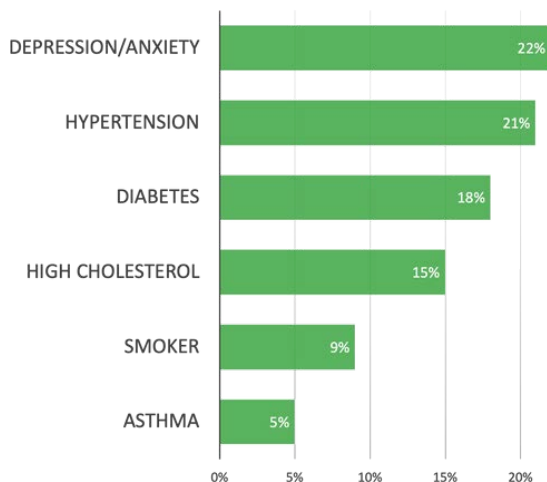
In 2022, organizations helped **1.7 million patients** through **5.8 million patient visits**, with **628,000 new patients** in 2022 and a **73% increase** in patients inquiring about care in the past year.

Patient Race/Ethnicity

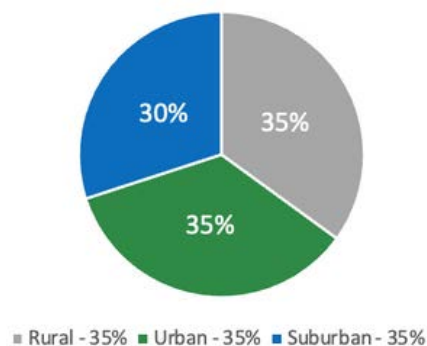


- A majority - **59%** - of patients were members of **racial/ethnic minorities**, compared to 37% of the U.S. population.
- **52%** of patients were **employed**.
- **85%** of patients were **uninsured**.
 - Of the patients that were insured, **50%** were noted to be insured but unable to afford care (**underinsured**).
- Patient age ranges:
 - **96%** of clinics serve patients in the age range of **18-64** years old.
 - **70%** of clinics serve patients in the age range of **65+** years old.
 - **43%** of clinics serve patients in the age range of **0-17** years old.
- Patient Gender Identity:
 - **56%** of patients identify as female, **40%** as male, and the remaining **4%** include patients that identify as non-binary, transgender or who chose not to identify.

Patient Disease States/Diagnosis



Areas Patients Reside



**** 2022 NAFC Member Data ****

National Association of Free & Charitable Clinics

www.nafcclinics.org info@nafcclinics.org

1800 Diagonal Road Ste. 600, Alexandria, VA 22314

