

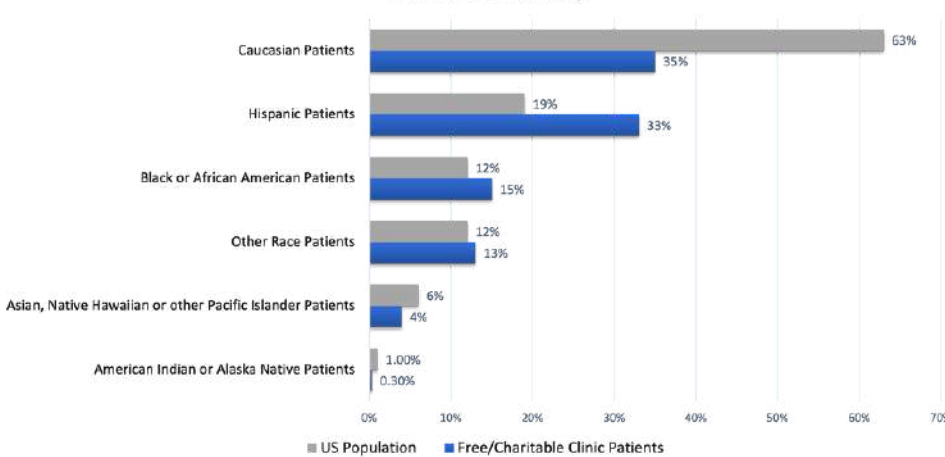


2022

# PATIENTS OF FREE & CHARITABLE CLINICS & PHARMACIES

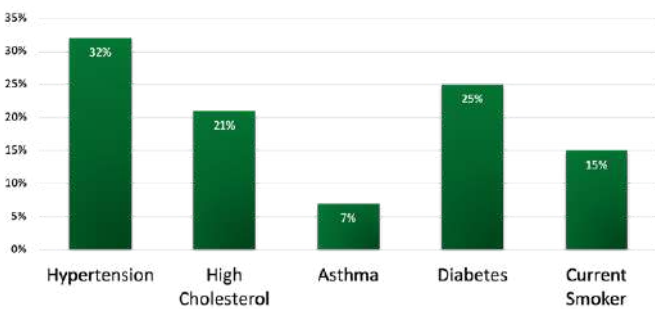
1,400 Free and Charitable Clinics and Pharmacies provide access to affordable healthcare for uninsured and underinsured people in communities throughout the United States. In 2021, organizations helped **1.8 million patients** through **6.2 million patient visits**. The number of new patients increased from 527,000 in 2020 to **624,000 new patients** in 2021.

Patient Race/Ethnicity

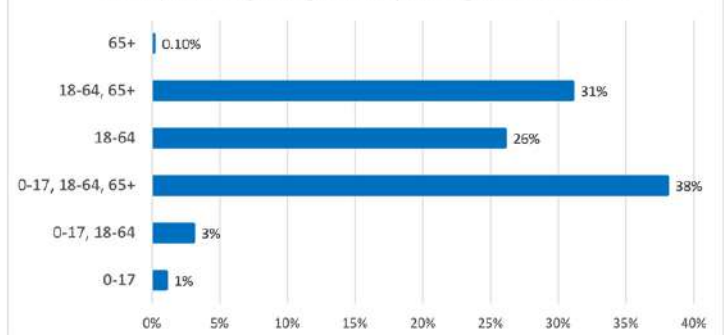


- Compared to 42% of the U.S. population, **65%** of patients were members of racial/ethnic minorities.
- **52%** of patients seen in 2021 were employed
- **85%** of patients seen in 2021 were uninsured
  - Of the number of patients that were insured, 70% were noted to be insured but unable to afford care (underinsured)
- Patient age ranges: **0-17: 43%, 18-64: 99%, 65+: 69%**

Chronic Diseases - Diagnoses



What patient age ranges does your organization serve?



\*\* 2021 NAFC Member Data \*\*

National Association of Free & Charitable Clinics

[www.nafcclinics.org](http://www.nafcclinics.org) [info@nafcclinics.org](mailto:info@nafcclinics.org)

1800 Diagonal Road Set 600, Alexandria, VA 22314

