

A Look at U.S. Free and Charitable Clinics and Pharmacies - 2021



5.7 MILLION Patient Visits

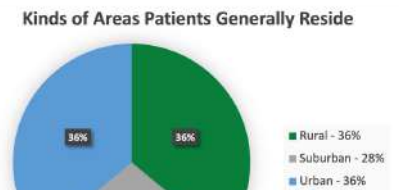
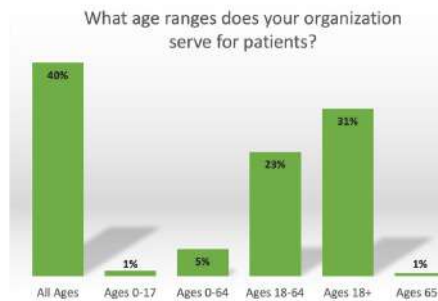
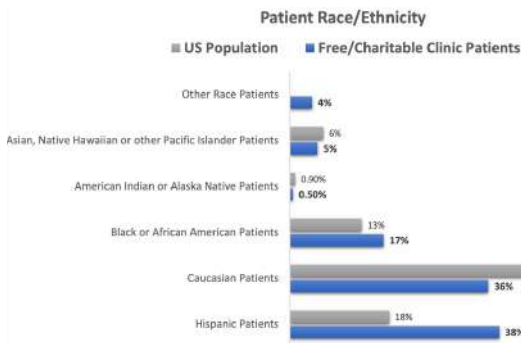
1.7 MILLION Unduplicated Patients

527,000 New Patients in 2020

1,400 Free & Charitable Clinics & Pharmacies

159,000 Volunteers
including 85,000 Medical Volunteers
14,600 Paid Staff

Free and Charitable Clinics are the communities' response to the healthcare needs in their area. Free and Charitable Clinics and Pharmacies operate through the generosity of donors, partners, and volunteers.



- 60% of patients seen in 2020 were employed.
- 85% of patients seen in 2020 were uninsured.
- Compared to 40% of the U.S. population, 64% of patients were members of racial/ethnic minorities.
- 75% of Free and Charitable Clinics/Pharmacies screen patients for social determinants of health.
- Free & Charitable Clinics operate with little to no Federal Funding.
 - 48% have an operating budget of \$250,000 or less.
 - 69% have an operating budget of \$500,000 or less.
 - 15% have an operating budget of over \$1 Million



DEALING WITH THE PANDEMIC: Free and Charitable Clinics and Pharmacies have been and continue to be on the frontlines in the U.S. helping their communities respond to the COVID-19 pandemic. With the onset of the pandemic, many clinics had to close their doors temporarily during stay-at-home orders while they adjusted to a decrease in the availability of volunteers and worked to obtain the hard to find but needed PPE and equipment necessary. When open, clinics had to operate at a smaller capacity to adhere to safety protocols. While the overall number of patients and patient visits decreased in 2020, due to the aforementioned factors, patient demand increased as the year went on.