

**2020 NAFC  
ANNUAL  
DATA COLLECTION  
REPORT**

**MAY 2020**



## BACKGROUND

The National Association of Free & Charitable Clinics (NAFC) is dedicated to ensuring that America's medically underserved have access to affordable, quality health care.

Free and Charitable Clinics and Charitable Pharmacies focus on the overall needs of patients by providing medical, dental, pharmaceutical, behavioral health, vision, and health education services and ensuring that uninsured and underinsured people throughout the country have a medical home.

There are 1,400 Free and Charitable Clinics and Charitable Pharmacies in the United States of America. Free and Charitable Clinics and Pharmacies are a critical part of America's safety-net. Our members exemplify the concept of private/public partnerships at its finest and showcase that health care starts by building healthy communities, one person at a time.

The data in this report is collected from the NAFC membership annual data collection and reflects 2019 data.



# PATIENTS

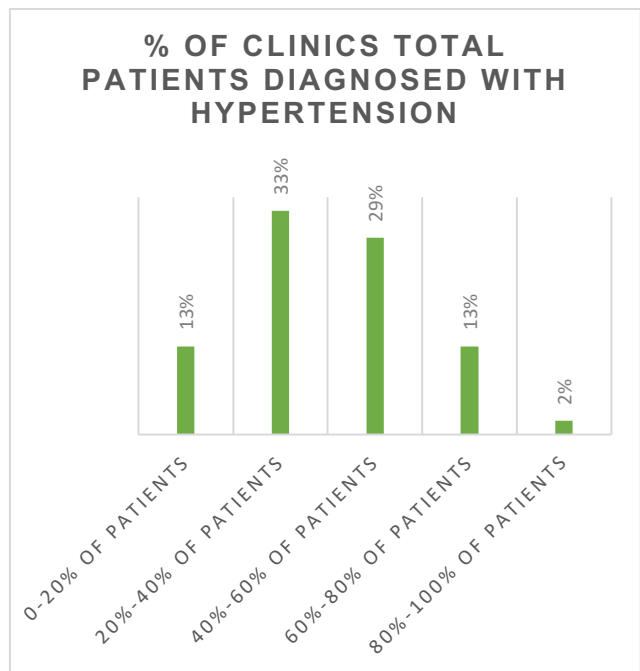
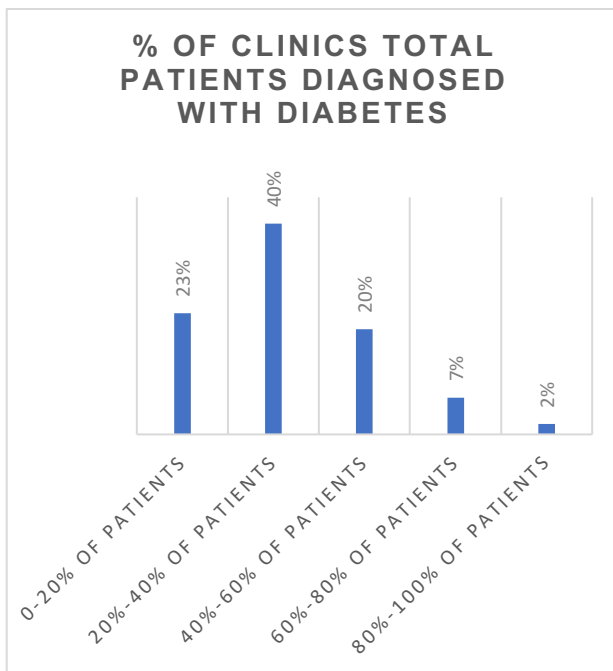
Free and Charitable Clinics and Pharmacies provide access to affordable health care for uninsured and underinsured people throughout the United States.

## ➤ PATIENT STATISTICS

- 2 million unduplicated patients were seen in 2019 at Free & Charitable Clinics and Pharmacies.
- 6.9 patient visits were conducted in 2019 at Free & Charitable Clinics and Pharmacies.
- 782,000 new patients were seen in 2019 at Free & Charitable Clinics and Pharmacies.

## ➤ CHRONIC DISEASES

- 91% of Free and Charitable Clinics nationwide see patients with Diabetes and Hypertension.



# WORKFORCE

Free and Charitable Clinics and Charitable Pharmacies utilize a staff/volunteer model to provide health care services. The total workforce is 220,000 people.

## ➤ STAFF STATISTICS

- There are 12,378 paid staff members at Free & Charitable Clinics nationwide
  - Total Number of Full-Time Staff at Free & Charitable Clinics – 6,832
  - Total Number of Part-Time Staff at Free & Charitable Clinics – 5,546
- Total Number of Paid Medical Staff – 5,494
  - Total Number of Paid Full-Time Medical Staff – 2,826
  - Total Number of Paid Part-Time Medical Staff – 2,668
- Total Number of Paid Non-Medical Staff – 6,884
  - Total Number of Paid Full-Time Non-Medical Staff – 4,006
  - Total Number of Paid Part-Time Non-Medical Staff – 2,878
- Average salaries for an Executive Director in the U.S. range from \$36,000-\$86,000 depending on the budget size and location of the organization.

# WORKFORCE

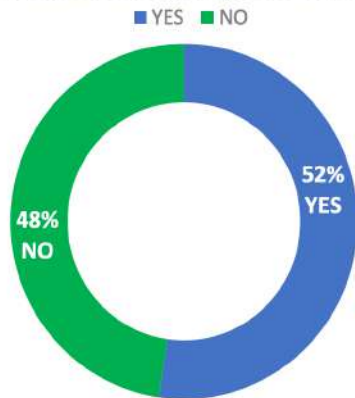
## ➤ VOLUNTEER STATISTICS

- Total Volunteers at Free and Charitable Clinics and Pharmacies – 207,600
  - 106,532 medical volunteers
  - 101,080 non-medical volunteers
- Number of Volunteer Medical Providers: 37,572
- Number of Volunteer Dental Providers: 13,108
- Number of Volunteer Mental Health Providers: 2,426
- Number of Volunteer Nurses: 18,038
- Number of Volunteer Pharmacy Providers: 5,968
- Number of Volunteer Students: 52,016

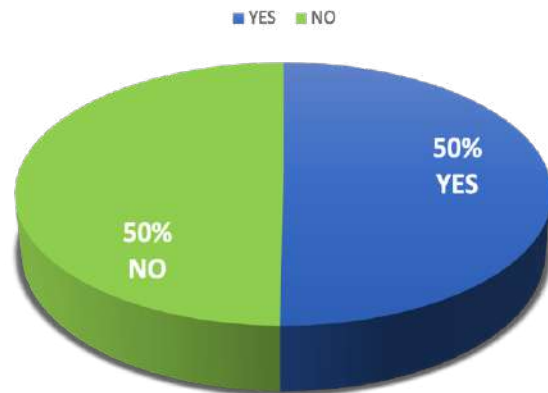
# LOCATIONS

- There are 1,400 Free and Charitable Clinics and Pharmacies providing care in approximately 2,000 communities throughout the United States.
- 33% of our member organizations are located in the top 10 COVID-19 Hot Spot States.

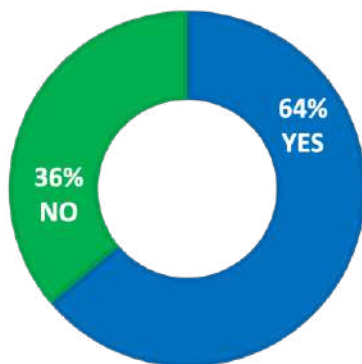
**FREE AND CHARITABLE CLINICS LOCATED IN MEDICALLY UNDERSERVED AREAS/POPULATIONS (MUA/P)**



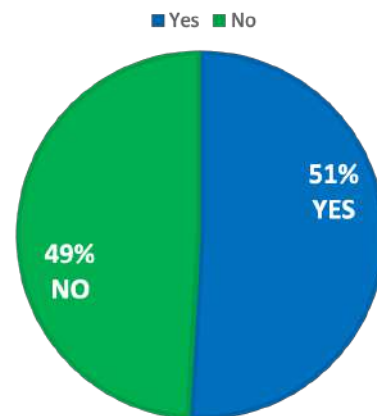
**FREE AND CHARITABLE CLINICS LOCATED IN PRIMARY CARE HEALTH PROFESSIONAL SERVICE (HPSA)**



**FREE & CHARITABLE CLINICS LOCATED IN MENTAL HEALTH HEALTH PROFESSION SHORTAGE AREA LOCATION**



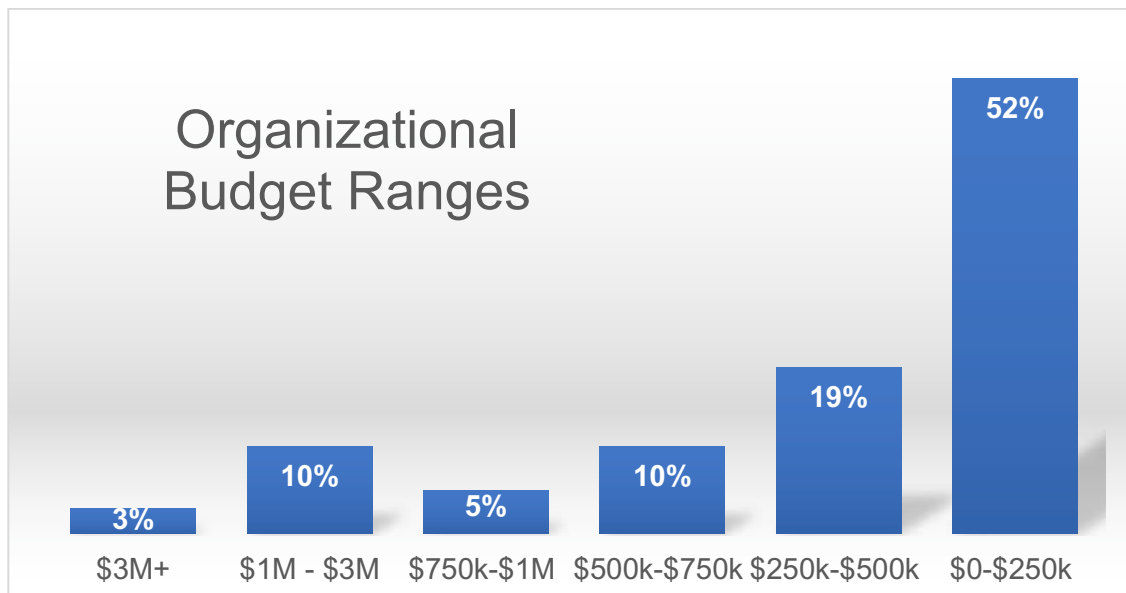
**FREE AND CHARITABLE CLINICS LOCATED IN DENTAL HEALTH HEALTH PROFESSION SHORTAGE AREAS (HPSA)**



## FINANCIAL & ORGANIZATIONAL DATA

### ➤ BUDGETS

- The average budget of America's Free and/or Charitable Clinics and Pharmacies is \$500,000.
- 28% of clinics have budgets between \$500,000 and \$3,000,000
- 34% of clinics have budgets between \$250,000 and \$750,000
- Almost 50% of clinics have budgets over \$250,000



### ➤ REIMBURSEMENTS

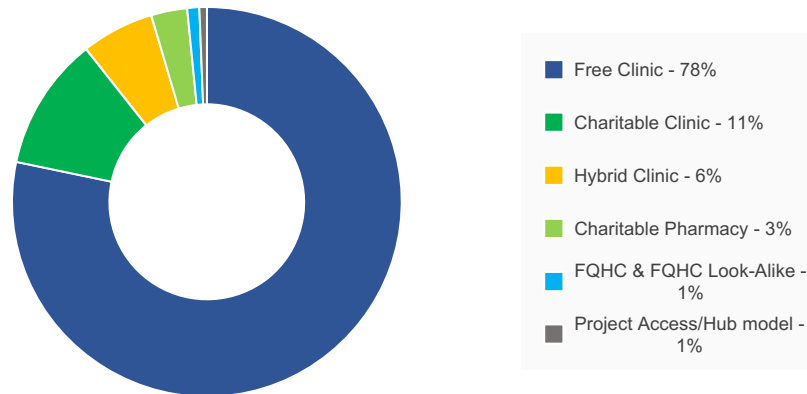
- 90% of member organizations do not receive third-party reimbursement from Medicare, Medicaid, SCHIP and/or private insurance

### ➤ EMERGENCY DEPARTMENT SAVINGS

- Based on the average one-time ER visit cost of \$1,389, our Free and Charitable Clinics and Pharmacies through 6.9 million patient visits in a year save Emergency Departments an estimated total of \$9.6 billion dollars.

# FINANCIAL & ORGANIZATIONAL DATA

## ➤ ORGANIZATION TYPES



- 40% of Free and Charitable Clinics/Pharmacies are faith-based organizations.
- 1.4% of Free and Charitable Clinics/Pharmacies hold Patient Centered Medical Home Recognition.

## ➤ ELECTRONIC HEALTH RECORDS

- 78% of clinics have implemented an Electronic Health Records System.

## ➤ FEDERAL TORT CLAIMS ACT (FTCA)

- 229 clinics are FTCA deemed.

## ➤ HEALTH INSURANCE IN THE WORKPLACE

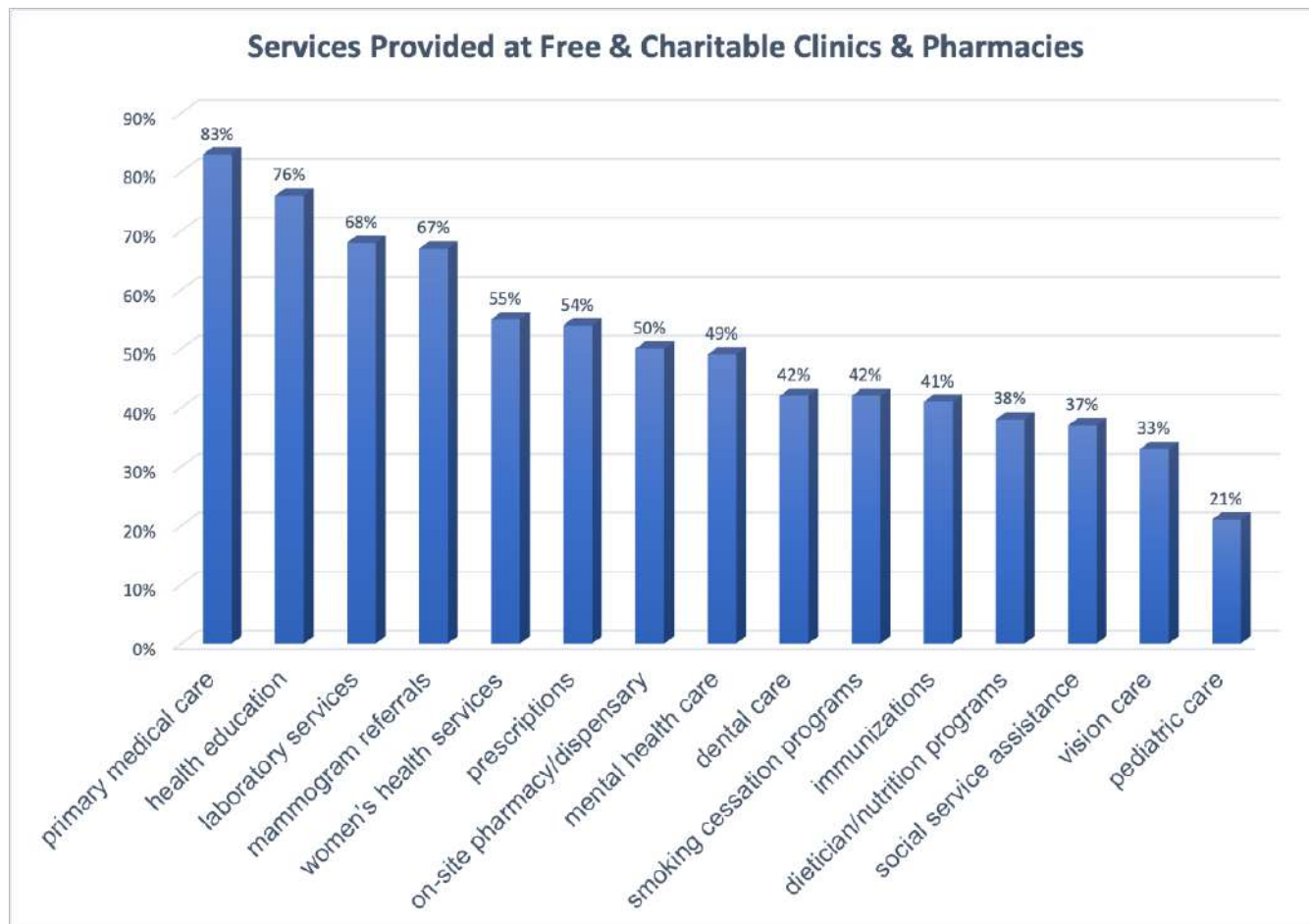
- 10% of clinics/pharmacies pay for 100% of Health Insurance for their full-time and/or part-time employees.
- 24% of clinics/pharmacies partially pay for Health Insurance for their full-time and/or part-time employees.



# SERVICES

## ➤ SERVICES OFFERED

- Free and Charitable Clinics and Pharmacies provide a wide range of services including:



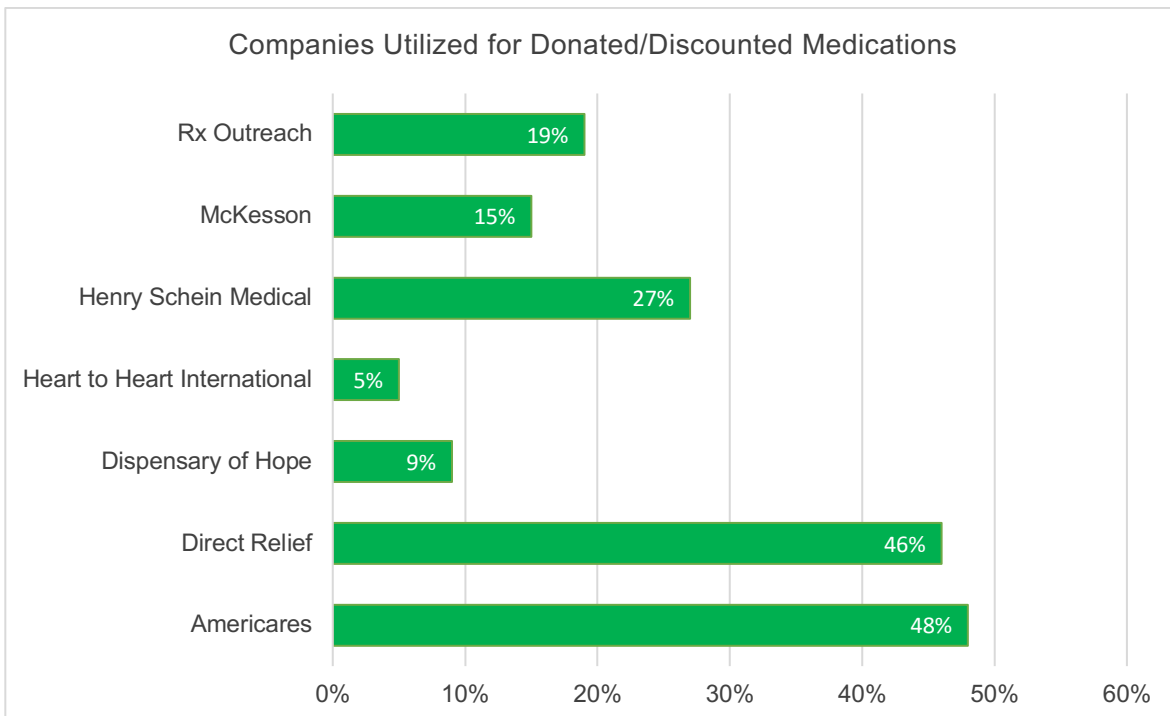
## ➤ SOCIAL DETERMINANTS OF HEALTH

- A majority of Free and Charitable Clinics – 62% – are screening for Social Determinants of Health and information is mainly captured onto a paper chart, into an EHR, or coded into an EHR.

## SERVICES

### ➤ MEDICATION ACCESS

- 50% of Free and Charitable Clinics have an on-site pharmacy/dispensary.
- 56% of the clinics that have an on-site pharmacy/dispensary also utilize pharmacy software.
- 48% provide patients with a printed list of all their medications.
- Percent of NAFC Members that utilize the following companies/organizations for donated and discounted medication:



### ➤ MOBILE HEALTH

- 1 in every 10 Free and Charitable Clinics in the U.S. has a Mobile Unit that provides care.

## CONTACT THE NAFC

### National Association of Free & Charitable Clinics (NAFC)

1800 Diagonal Road Suite 600  
Alexandria, VA 22314

Phone - 703-647-7427

Email - [info@nafcclinics.org](mailto:info@nafcclinics.org)

Website - [www.nafcclinics.org](http://www.nafcclinics.org)

#### Follow the NAFC on Social Media:

<https://www.facebook.com/NAFCClinics/>

<https://twitter.com/NAFClinics>

<https://www.linkedin.com/company/national-association-of-free-clinics/>

<https://www.instagram.com/nafclinics/>